

FROM MYSELF TO MY TOWN

FEBRUARY EVENTS

eTwinning Project 2021-2022



FROM MYSELF TO MY TOWN
eTwinning Project
2021-2022

Internet SECURITY

safer Internet Day

8TH FEBRUARY 2022

"Together for a better internet"

THINGS TO PAY ATTENTION

- 1. Is the source reliable?
- 2. Do you have contact information?
- 3. Is the page content up to date?
- 4. Do you pay attention to the domain extension?

Password Security

- Set user-friendly, memorable passwords of at least eight characters, with custom encodings.
- Use different passwords for all accounts.
- Change your passwords periodically.
- If possible, use two-factor authentication.

Application Security

- Download apps from official app stores like Google Play and App Store.
- While researching the application, examine the details of the application such as descriptions, user comments, application rating, number of downloads and developer.
- Query if the app is asking for more permissions than necessary.
- Regularly check which apps are accessing features like camera, contacts, location, microphone, SMS and phone.
- Detect and remove apps you don't use regularly.

Check information from at least 3 different reliable sources.

Keep personal information professional and limited

Be careful what you write

Be careful what you download

Make purchases on secure sites

Keep your privacy settings open

Make sure your internet connection is secure

Choose strong passwords

Not all information on the internet is correct!

References: "https://www.saferinternetday.org"

SAFER INTERNET DAY

Word cloud for safer internet day
We decided to do the event. First, we prepared an informative poster for the safe internet day. Then we asked them to write a word on our word cloud with the information on the poster.

WORD CLOUD ACTIVITY

Information about safe internet, password security, application security and what are the things we should pay attention to on the internet? Pay attention to your digital footprints to browse the internet more securely. You can check our poster for this.

app.sli.do/event/ekDy36zfSGP\

Describe Safe Internet Day in one word. 57

Add response



/FROMMYSELFTOMYTOWN

FEBRUARY EVENTS

eTwinning Project 2021-2022




TOWN PROMOTION

Our town promotions are a school activity. In this event, the students will introduce the district they live in by doing group work. We divided our students into three groups as a text group, a photograph group and a montage group. We asked them to complete their assignments within the specified time.

Activity No: 3 Group Members Turkey Greece Portugal Italy Poland Romania Slovakia

3.Event: Town Promotions



ACTIVITY DESCRIPTION AND SUMMARY:

District presentation will be made with school group work. Capcut, renderforest, movavi, flexclip can be used as Web2 tools.

SUMMARY OF STEPS DONE:

- Photography, writing and media group is formed at school.
- The group first decides what kind of promotion they want to prepare.
- Then the photo group prepares the determined photos.
- The writing group prepares the specified texts
- Media group combines content into video.

RESULTS OF THE ACTIVITY:

We are planning to make a promotional video with important elements about the city. Students will be able to do this activity as a group in their own school. We can divide our project students at school into three groups as photography group, writing group and media group. A group of cultural, architecture and natural beauties, food can be photographed. Eventually all photos can be turned into video by the school's media group.

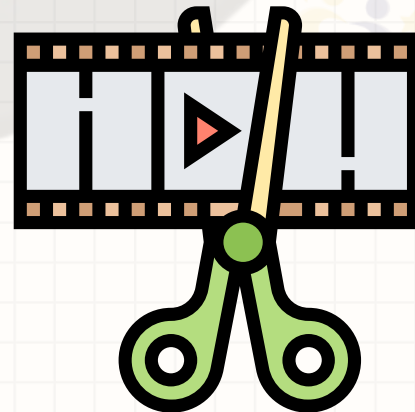


TEXT GROUP-IMAGE GROUP

Our photography group took their photos about our neighborhood. They found their photos from royalty-free image sites for places they couldn't take photos. They prepared their texts about these places in our text group.

MONTAGE GROUP

Our montage group combined the prepared text and photos and added appropriate royalty-free music and turned it into a video.



/FROMMYSELFTOMYTOWN

FEBRUARY EVENTS

eTwinning Project 2021-2022



OUR TOWN PROMOTIONS

FKDAL TEAM

“ This video was prepared by Firuzan Kemal Demironaran Anatolian High School Students.
” İSTANBUL-TÜRKİYE



GFL TEAM

“ This video was prepared by Gerede Science High School Students.
” BOLU-TÜRKİYE



AERT3 TEAM

“ This video was prepared by Agrupamento de Escolas n.º 3 students.
” RIO TINTO-PORTUGAL



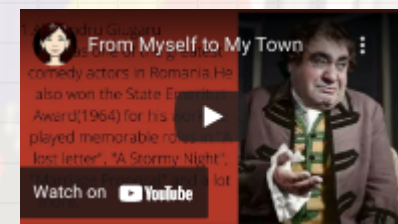
EAFL TEAM

“ This video was prepared by Eyüp Aygar Science High School Students.
” MERSİN-TÜRKİYE



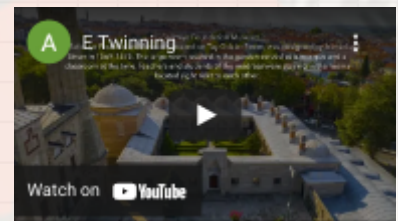
CNCV TEAM

“ This video was prepared by Colegiul National Cuza Voda Students.
” HUSI-ROMANIA



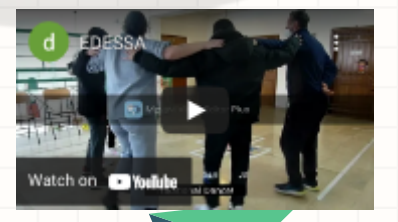
SDFL TEAM

“ This video was prepared by Süleyman Demirel Science High School Students.
” EDİRNE-TÜRKİYE



EEEEK TEAM

“ This video was prepared by Edessa Special Vocational Training Laboratory Students.
” EDESSA-GREECE



/FROMMYSELFTOMYTOWN

FEBRUARY EVENTS

eTwinning Project 2021-2022



OUR TOWN PROMOTIONS

ITCG TEAM

This video was prepared by ITCG "Enrico Fermi" students.

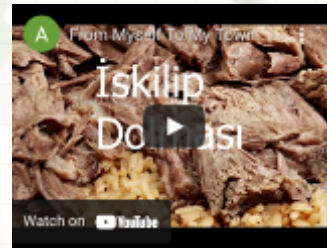
TIVOLI-ITALY



AAL TEAM

This video was prepared by Atatürk Anatolian High School Students.

ÇORUM-TÜRKİYE



CMVI TEAM

This video was prepared by Colegiul 'Mihai Viteazul' Ineu Students.

INEU-ROMANIA



SZS TEAM

This video was produced by Stredná zdravotnícka škola Záhradnícka Students

BRATISLAVA-SLOVAKIA



DCPAL TEAM

This video was prepared by Döğer Multi-Program Anatolian High School Students.

AFYON-TÜRKİYE



MAEAL TEAM

This video was prepared by Mehmet Akif Ersoy Anatolian High School Students.

SINOP-TÜRKİYE



/FROMMYSELFTOMYTOWN